




**PRESENTATION**  
**BEFORE THE**  
**PLANNING COMMISSION**  
**on**  
**ANNUAL PLAN (2012-13) AND**  
**TWELFTH FIVE YEAR PLAN**  
**GOVT OF HIMACHAL PRADESH**  
**23<sup>rd</sup> March, 2012**

# ADMINISTRATIVE UNITS



HP Districts  
 HP Tehsils



100 0 100 200 Kilometers

Units	Nos.
Districts	12
Tehsils	82
Sub Tehsils	34
Development Blocks	77
Inhabited Census Villages	17,495
Gram Panchayats	3,243
Towns	56

# DEMOGRAPHIC INDICATORS

	Himachal Pradesh (Census 2011)	All India
Population (Crore)	0.686	121.002
Decennial Growth rate	12.81	17.64
Population Density per Sq km	123	382
Rural Population (as % of total )	89.96	68.84
Literacy rate (All Persons)	83.78	74.04
Male Literacy rate	90.83	82.14
Female Literacy Rate	76.60	65.46
Sex ratio (Females per 1000 males)	974	940
Sex ratio (0-6 years)	906	914
Life Expectancy (2002-06)	69.6	66.8
Infant Mortality Rate (SRS 2010)	40	47
Crude Birth Rate (SRS 2010)	16.9	22.1
Crude Death Rate (SRS 2010)	6.9	7.2

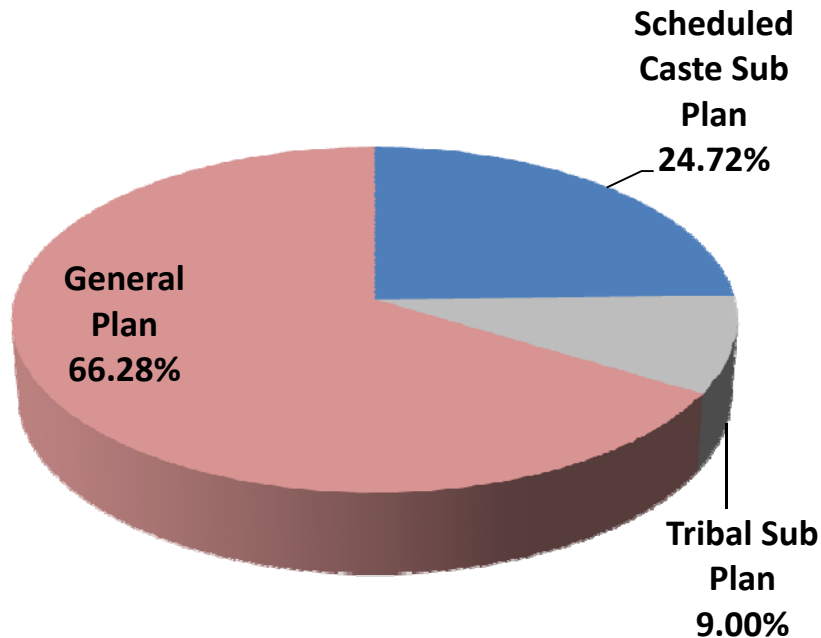
**SALIENT FEATURES**  
**of**  
*ANNUAL PLAN*  
*2012-13*

# ANNUAL PLAN 2012-13

- **Annual Plan 2012-13 proposed at Rs. 3700 crore in comparison to the Annual Plan Size of Rs. 3300 crore for the year 2011-12**
- **A major proportion of the proposed plan is tied, due to the provisioning for State share of CSS, ACA & EAP**

# ANNUAL PLAN 2012-13

**Annual Plan 2012-13**  
**Total Plan outlay Rs. 3700 Crore**



Plan/Sub Plan	Proposed Outlay (Rs. in Crore)
General Plan	2427.36
Scheduled Caste Sub Plan	914.64
Tribal Sub Plan	333.00
Backward Area Sub Plan	25.00
<b>Total</b>	<b>3700.00</b>

# SECTORAL OUTLAYS ANNUAL PLAN 2012-13

## Sector-wise Outlay of Annual Plan 2012-13

( Rs. in Crore)

Sr. No.	Sector	Proposed Outlay 2012-13	%age	Priority
1.	2.	3.	4.	5.
1.	Agriculture & Allied Activities	480.30	12.98	IV
2.	Rural Development	172.09	4.65	VI
3.	Special Area Programme	25.00	0.68	X
4.	Irrigation and Flood Control	273.47	7.39	V
5.	Energy	581.92	15.73	III
6.	Industry & Minerals	36.97	1.00	IX
7.	Transport & Communication	778.76	21.05	II
8.	Science, Technology & Environment	15.23	0.41	XI
9.	General Economic Services	89.65	2.42	VII
10.	Social Services	1189.56	32.15	I
11.	General Services	57.05	1.54	VIII
	<b>Total</b>	<b>3700.00</b>	<b>100.00</b>	

# ACA LINKED PROGRAMMES AND OUTLAYS FOR ANNUAL PLAN 2012-13

S. No.	Component	Outlays Proposed Earlier (Rs. in Crore)	Proposed (Revised) Outlays (Rs. in Crore)
1	2	3	4
1.	RKVY		
	i) Agriculture	92.45	98.24
	ii) Horticulture	8.98	9.54
	iii) Animal Husbandry	18.23	19.37
	iv) Fisheries	1.68	1.78
	v) Soil Conservation	1.00	1.07
	<b>Total</b>	<b>122.34</b>	<b>130.00</b>
2.	BRGF	30.50	30.50
3.	AIBP	165.00	165.00
4.	Roads & Bridges (CRF)	30.66	40.00
5.	National e-Governance Programme (Ne-GAP)	5.53	5.53
6.	National Social Assistance Programme (NSAP) including Annapurna	30.31	37.89
7.	JNNURM	26.00	30.00
8.	BADP	25.00	25.00
9.	TSP	12.29	14.75
10	Grants Under Provisions of Article 275	4.01	4.41
	<b>TOTAL</b>	<b>451.64</b>	<b>483.08</b>



# PROGRAMMES TO BE FUNDED UNDER RIDF ANNUAL PLAN 2012-13

( Rs. in Crore)

Sr. No.	Component	Proposed Outlay
1.	Soil Conservation (Agriculture)	50.00
2.	Minor Irrigation	60.00
3.	Flood Control	5.00
4.	Roads & Bridges	250.00
5.	Rural Water Supply	85.00
	<b>Total</b>	<b>450.00</b>

# ACA UNDER EAPs 2012-13

Sr. No.	Department/Project	Proposed Outlay (Rs. in Crore)
1.	2.	3.
<b>1.</b>	<b>AGRICULTURE</b>	
(i)	Crop Diversification Promotion in Himachal Pradesh	<b>20.00</b>
<b>2.</b>	<b>FOREST</b>	
(i)	IWDP Mid –Himalayan	35.00
(ii)	Flood Protection Project –CAT-I	35.00
	<b>Sub-Total -2</b>	<b>70.00</b>
<b>3.</b>	<b>MINOR IRRIGATION</b>	
(i)	Hydrology Project	<b>11.00</b>
<b>4.</b>	<b>POWER</b>	
(i)	Power Projects	260.00
(ii)	Transmission & Distribution	95.00
	<b>Sub-Total (4)</b>	<b>355.00</b>
<b>5.</b>	<b>ROADS &amp; BRIDGES</b>	
(i)	State Road Project	<b>285.73</b>
<b>6.</b>	<b>TOURISM</b>	
(i)	Infrastructure Development Investment Programme for Tourism	<b>10.00</b>
<b>7.</b>	<b>Total</b>	<b>751.73</b>

# TWELFTH FIVE YEAR PLAN

## *VISION AND PROPOSED INITIATIVES*

# SECTORAL PRIORITIES DURING TWELFTH FIVE YEAR PLAN

S. No.	Sector	Proposed Outlays for TFYP (Rs. in Crore)	Outlays as %age of Total Outlay TFYP	Priority TFYP
1.	Agriculture and Allied Activities	2980.99	13.07%	IV
2.	Rural Development	1101.84	4.83%	VI
3.	Special Area Programme	155.75	0.68%	X
4.	Irrigation and Flood Control	1687.40	7.40%	V
5.	Energy	3605.17	15.81%	III
6.	Industry and Minerals	230.88	1.01%	IX
7.	Transport and Communication	4808.26	21.09%	II
8.	Science, Technology and Environment	81.23	0.36%	XI
9.	General Economic Services	594.32	2.61%	VII
10.	Social Services	7198.73	31.57%	I
11.	General Services	355.43	1.56%	VIII
12.	Total	22800.00	100%	

# SECTORAL GROWTH TARGETS

(Base Year 2004-05)

Sector	Percentage Contribution 2011-12 (QE)	Achieved Growth Rate 2007-12	Target Growth Rate by the end of Twelfth FYP
1. Agriculture and Allied Activities	13.86	5.8	6.0
2. Forestry and Logging	5.55	2.6	3.0
3. Manufacturing	15.33	15.0	9.0
4. Construction	15.67	3.9	10.0
5. Electricity, Gas and Water Supply	8.52	7.5	11.5
6. Transport, Communication	4.10	10.2	11.0
7. Trade, Hotel and Restaurant	10.67	8.4	10.4
8. Finance, Real Estate, Ownership of Dwelling & Business and Services	7.94	8.0	9.0
9. Community and Personal services	18.36	11.0	11.00
10. Overall Growth		8.1	9.5

# POWER

- ❖ **Harnessing the available power potential of 23000 MW.**
  - **Total potential of 7918 MW has already been harnessed by the end of the 11<sup>th</sup> Plan.**
  - **Addition of another 5383 MW during the 12<sup>th</sup> FYP.**
- ❖ **Addition of 207 Kms lines and 2,788 MVA Sub- Stations.**
- ❖ **Reduction of AT&C losses to below 15% by the end of the TFYP**

# POWER

## ISSUES

- ❖ **Speedier Generation requires addressing of Environment / Forest Clearance related issues**
  - **Projects are delayed due to ad hoc and arbitrary conditions imposed by MoEF such as :-**
    - **Minimum release of water downstream of the Projects (15% to 20%)**
    - **Riparian distance of 1-2 Km between two projects (even for allotted HEP'S).**
    - **Basin studies prior to grant of final forest clearance.**
    - **Settlement of claims under Forest Rights Act.**
    - **MOEF has in the new procedure linked approval of ToRs for EIA with Forest Clearance which is causing unnecessary delay.**
- ❖ **Improving the financial position of the Electricity distribution companies of other states to ensure investment in generation of hydro power.**
- ❖ **Redesign R-APDRP & RGGVY to incentivize the key output of increase in measured power consumption in States instead of concentrating on the processes.**

# AGRICULTURE AND ALLIED ACTIVITIES

➡ **To achieve growth rate of 6% during the 12<sup>th</sup> FYP**

- **Continue with a high Plan allocation of 12% for agriculture and allied activities sector.**
- **Promote Crop Diversification**
- **Promote Organic Farming**






# AGRICULTURE AND ALLIED ACTIVITIES

## Crop Diversification

Off Season Vegetables/ Others	Present Level	Projection 12 <sup>th</sup> Plan
Area	62,000 ha.	70,000 ha.
Production	13 lakh MT	17.50 lakh MT
Productivity	21 MT/ ha.	25 MT/ ha.





### Interventions:

-  Crop Diversification Promotion Project (JICA) - (Rs.321 crore)
-  National Vegetable Initiative - (Rs.12 crore)
-  Pt. Deen Dayal Kisan Bagwan Samridhi Yojna - (Rs.353 crore)

# Organic Farming

Particulars	Present Level	Projection 12 <sup>th</sup> Plan
Area	12,000 ha.	20,000 ha.
Production (certified/ under conversion)	2 lakh MT	4 lakh MT
Farmers Covered	25,000	40,000

*Himachal Pradesh has notified its “Organic Farming Policy”. This will be implemented through the following interventions;*

-  **Support for Internal Control System and Organic Certification**
-  **Setting up of Organic Certification agency**
-  **Vermi-compost unit with every farmer**
-  **Soil health through Soil Health Card to each farmer**

# AGRICULTURE AND ALLIED ACTIVITIES

## ❖ Increasing milk production from 11.20 lakh MT to 14.35 lakh MT

- Doodh Ganga Scheme of Rs. 300 crore
- Strengthening AI facilities.
- increasing the number of livestock vaccinated -- from 19.97 lakh to 40 lakh ( 75% of the total livestock)
- Animal Health Management.

## Issue :

- the allocation under RKVY may be continued on the CFY's pattern keeping in view high plan allocation in the agriculture & allied sector

# FORESTS AND ENVIRONMENT

## ❖ FORESTS

- Afforestation in 80,000 Hectares during the TFYP through Nursery raising, assisted natural regeneration and artificial regeneration.
- Establishment of 25 monkey sterilization centers with a view to protect crops from monkeys by curtailing monkey population.

## ❖ ISSUES

- Delegation of powers to State Government for forest clearances to ensure early execution of development schemes.
- Devolution of funds in the form of 'Green Bonus' to Himachal Pradesh for its decision not to fell trees and exploit its forest resources thereby contributing to environmental conservation.
- Compensation to the hill State, based on opportunity costs, on account of the eco-services being provided.

# ROAD INFRASTRUCTURE

## ❖ CONNECTIVITY

Issues	Interventions
<ul style="list-style-type: none"><li>■ GOI giving funds under PMGSY for connectivity of habitation with population +250.</li><li>■ Out of total 11562 habitations of less than 250 population, 4772 still to be connected. Requires about Rs.3000 crore.</li></ul>	<ul style="list-style-type: none"><li>➤ Provision of Rs.375 crore kept in 12th plan which mainly would be utilized for providing connectivity to habitation with population less than 250 .</li><li>➤ By the end of 12th Plan about 600 habitations are to be connected.</li></ul>

# ROAD INFRASTRUCTURE

## Improvement of State Highways and Major District Roads

<b>Issues</b>	<b>Interventions</b>
<ul style="list-style-type: none"><li data-bbox="67 392 1110 614">▪ The State has total road length of 3595 km of SHs and MDRs.</li><li data-bbox="67 649 1110 1370">▪ Due to increase in heavy traffic in past years especially because of cement ,hydro power projects, apple transportation these major roads require improvement and strengthening. Funds requirements about Rs.3500 crore.</li></ul>	<p data-bbox="1149 392 1864 1192">➤ Provision of Rs.1000 crore under State Road Project to improve and strengthen the prioritized road length of 435 km and for periodical maintenance of 2000 kms .</p>

# ROAD INFRASTRUCTURE

## UPGRADATION OF EXISTING RURAL ROADS

<b>Issues</b>	<b>Interventions</b>
<ul style="list-style-type: none"><li>■ Out of total 31,867 km road length in State, only 19,007 km (60%) is metalled /tarred.</li><li>■ The non-metalled /tarred length of 12860 to kms are mainly Rural Roads.</li><li>■ For providing all weather, dust free and good quality roads, these kutcha roads are to be metalled /tarred.</li><li>■ Funds requirement about Rs.3200 crore.</li></ul>	<ul style="list-style-type: none"><li>➤ In 12th Plan, provision of NABARD loan funding kept as Rs.1125 crores.</li><li>➤ By end of 12th Plan about 2700 km road length would be upgraded and metalled / tarred.</li></ul>

# ROAD INFRASTRUCTURE

## ❖ ISSUES

### Inadequate Support of National Highways

- GOI not providing adequate support to State for development and maintenance of NHs.
- Proposal for Plan allocation for Rs. 107.56 crore for 2011-12 sent to GoI in June, 2011, yet to be approved.
- For 2011-12, maintenance funds requirement is Rs. 33 crore against which just Rs. 5.59 crore received.
- Heavy damage caused due to unprecedented rain and snow during 2011-12 to NHs, restoration amount required Rs. 35.73 crore. Case sent to GOI and only Rs. 0.31 crore received.
- MoRT&H, GoI, needs to convey the approval for plan schemes immediately, provide funds for maintenance as per norms and also release liberal funds for restoration of rain and snow damaged roads.



# ROAD INFRASTRUCTURE

## ❖ ISSUES

- Allocations under Central Road Fund may be increased considering the fact that the cost of construction of roads in hilly terrain is two to three times higher than that of the plain areas.
- NPV may be made part of the project cost of roads under PMGSY.

# IRRIGATION

- ❖ Adding of 27,000 Hectare of CCA to the existing CCA of 2.43 lakh Hectare (Potential 3.35 lakh)
  - 9,000 Hectare of CCA through Major and Medium Irrigation Schemes with an investment of Rs. 405 Crore
  - 18,000 Hectare of CCA through Minor Irrigation Schemes with an investment of Rs. 908 Crore
- ❖ Covering 12,000 Hectare under Command Area Development Programme by investing Rs. 62 crore.
- ❖ Additional 2500 Hectare of land to be protected from floods during the TFYP with an investment of Rs. 311 Crore.

# IRRIGATION

## ❖ ISSUES

- Special one time grant of Rs. 62.42 Crore to clear Punjab's liability on account of its share in the Shahnehar Major Irrigation Project.
- Increase of cost norms under AIBP to Rs. 3 lakh per hectare from the existing norm of Rs. 2 lakh per Hectare
- Enhancing completion period of Minor Irrigation Schemes under AIBP from the existing two years to three years.

# WATER SUPPLY

## ❖ RURAL WATER SUPPLY

- i) Total Habitations = 53,201
- ii) Anticipated to be covered by end of Eleventh Plan = 43,971
- iii) Proposed to be Covered During TFYP = 9,230

- All the remaining habitations to be provided safe drinking water supply with in an investment of Rs. 971.48 crore.
- 10,000 hand pumps to be installed with special focus on the villages connected with rural roads.
- Piped drinking water supply

## ❖ URBAN WATER SUPPLY

- Water supply in 43 towns out of total of 56 towns has already been augmented.
- Six more towns out of the remaining towns will be covered during the TFYP within an investment of Rs. 80.99 crore.

# EDUCATION

## ❖ ELEMENTARY EDUCATION

- To be fully RTE compliant in terms of universal access, enrolment, retention and quality.

### ❖ Access

- NER already >99% at the elementary level
- Co-location of Anganwaris in Primary Schools wherever feasible.
- Opening new schools as per Mapping Survey.

# ELEMENTARY EDUCATION

## ❖ RETENTION

- **Atal School Uniform” Scheme-provision of free uniforms as child entitlements.**
- **“Protsahan Chatravriti” for those students who have to travel for a distance more than that prescribed in the norms.**
- **“Mukhyamantri Vidyarthi Swasthay Karyakram” for school health check ups in convergence with NRHM.**
- **Effective implementation of Mid Day Meal Scheme.**
- **Capacity building and devolution of powers to School Management Committees for effective management of schools.**

# ELEMENTARY EDUCATION

## ❖ QUALITY

- Revision of textbooks at the primary level in tune with NCF-2005.
- Capacity building and orientation of the teachers.
- Alignment of R&P rules for teachers with NCTE guidelines.
- Focus on acquisition of skills especially Language, Mathematics and Science.

# SECONDARY EDUCATION

❖ Increase in GER from 89.5 % to 95 % at Secondary level and from 69.62% to 80 % in Sr. sec. level by :

- Locating schools as per geographical requirement
- Providing Free School Uniform for all students up to 10<sup>th</sup> class
- “Protsahan Chatravriti” for those students who have to travel for a distance more than that prescribed in the norms.
- Implementation of ICT @ schools in all high and Sr. Sec. Schools.



# HIGHER EDUCATION

- ❖ **Enhancing GER (College level) from 24% to 30% by:**
  - **Diversification of degrees and starting new Post Graduate/Add on/Professional courses at college & University level.**
  - **Himachal as Education Hub by encouraging Private sector participation. 11 Universities in Private sector already functioning, 2 more in the pipeline.**
  - **Himachal Pradesh Private Education Institutions Regulatory Commission established to maintain quality.**

# HEALTH

## ❖ Improving IMR to 30 from existing IMR of 40 by:

- Increasing %age of institutional deliveries to 90% from the existing level of 71%
- Free care for pregnant woman & infant up to one year of age
- Strengthening of 125 Health Institutions as 24X7 facilities including provision for SNCU and NBCC
- Anaemia Free Campaign throughout the state
- Focus on IEC/Counselling along with IFA Supplementation
- Sustain progress on immunisation

## ❖ Better Emergency Medical Response and Care

- Expansion of 108 services for Inter Facility Transfer
- 24X7 casualty medical services in 32 institutions
- Well equipped Trauma Centres at strategic locations
- Burn Units

# HEALTH

## ❖ Better Promotive and Preventive Health for the Young

- Expanded School Health Programme
- Continued focus on Anaemia/De worming/Calcium Supplementation
- Backward linkage with ICDS for complete health profiling
- Cadre of School Health Nurse/ Educators
- De addiction/ 24X7 Counselling centres in each district

## ❖ Better Services in Tribal and Remote Areas

- Mobile Medical Diagnostic Units with fix-day service
- Dedicated Telemedicine Cells at 2 medical colleges
- Financial incentives to medics & paramedics
- Pilot for Universal Primary Health Care
- Semi-furnished housing

# HEALTH

## ❖ Meeting Health Needs of the Poorer Sections

- Expanded RSBY: inclusion of MNREGS/Street vendors/handicapped persons/construction workers
- OOP expenses through Deen Dayal Aushadhi Scheme
- Cover for critical care in case of identified conditions

## ❖ Raising Child Sex Ratio from 906 (Census 2011) to 950 by the end of TFYP through various interventions.

## ❖ ISSUES

- Cost-sharing under NRHM should remain constant
- GOI should support critical care component of RSBY as well

# TOURISM

## ❖ Increasing contribution of Tourism Sector in the GSDP from the current level of 10% to 15% by the year 2020.

- Attaining level of 2.5 crore domestic and 10 lakh foreign tourist arrivals by the year 2020 from existing level of 1.5 crore.
- Developing tourist friendly infrastructure

## ❖ Promoting Eco-friendly and Sustainable Tourism

- Implementing a tourism development project with an investment of Rs. 428.22 Crore with the assistance of ADB
- Decongestion by spread of tourism to the rural far flung unexplored areas.
- Developing Adventure tourism to international standards with a focus to attract foreign tourists.

# *STATE SPECIFIC ISSUES*

# State Specific Issues

- **Providing central assistance on the pattern of 90:10 under all Centrally Sponsored Schemes at par with other Special Category States**
- **Expediting assent of HE, the President of India on the Himachal Pradesh Electricity (Taxation on Generation) Act, 2011 to mobilize additional resources**
- **The Group on Finances of Special Category States should submit its report immediately**

# State Specific Issues

- **Railways- Allocation of adequate Budget for Nangal – Talwara Rail line; Early start of work on Bhanupali – Bilaspur – Beri Rail line, Baddi – Kalka Rail Line and, early approval of Bilaspur – Leh via Manali Rail line.**
- **Extension of period of central industrial package.**
- **Revision in the norms for identifying families living below poverty line in the Hill States.**
- **Subsidized Heli-Taxi services may be introduced in Himachal Pradesh on the pattern of the NE States.**



# IMPACT OF TFC'S RECOMMENDATIONS

- The percentage share of Himachal Pradesh in the total devolution by the Twelfth Finance Commission was 1.91% which has been reduced to 1.27% of the total devolution by the Thirteenth Finance Commission.
- The increase in total devolution to Himachal Pradesh recommended by the Thirteenth Commission is 50% as compared to the average increase of 126% for all States taken together.
- The State will suffer on account of receiving less transfers by an amount of Rs. 10,725 Crore over 2010-15.

- **The State Government finds itself in a precarious situation on the following counts:**
- **The central transfers have been reduced due to under estimation of liabilities by the Thirteenth Finance Commission**
  - **A borrowing cap has been fixed at 3% of the GSDP**

**This vice like grip on resources has resulted in limiting the state's ability to enhance allocations for meeting essential needs such as physical infrastructure creation, public services and for meeting the people's aspirations for greater socio-economic development.**

## Percentage Increase in Central Devolutions by the 13<sup>th</sup> Finance Commission over 12<sup>th</sup> Finance Commission (Special Category States)

Sr. No.	State	% Increase in Devolution over 12 <sup>th</sup> FC
1.	Himachal Pradesh	50%
2.	Arunachal Pradesh	158%
3.	Assam	138%
4.	Jammu & Kashmir	94%
5.	Manipur	97%
6.	Meghalaya	125%
7.	Mizoram	89%
8.	Nagaland	84%
9.	Sikkim	147%
10.	Tripura	56%
11.	Uttaranchal	67%

# ENHANCING RECEIPTS

- **State Government Tax and non Tax collections are higher than the estimates of the Thirteenth Finance Commission.**
- **Sales Tax/ VAT revenues recorded a CAGR of 18.32 % in the 2002-2011 period and 23% in last two years.**
- **Receipts from Hydel sources increased substantially from nil in 2002-03 to BE of Rs. 1250 crore in 2011-12.**
- **Bus fares have been increased in February 2008 and March 2010.**
- **Entry Tax has been imposed and Motor Vehicle Tax and Stamp Duty have been revised upwards.**
- **Electricity tariff is being hiked periodically as determined by the HPERC.**

# CONTAINING EXPENDITURE

- **Contributory Pension Scheme introduced w.e.f May 2003 to contain future pension liability. The scheme was introduced in the State even before the GOI had implemented it**
- **Only functional posts are being filled on case to case basis and that too only with the prior approval of the Cabinet**
- **Recruitment rules amended to ensure contract hiring in all Departments**
- **All India LTC discontinued**
- **Outsourcing measures adopted for delivery of services**
- **Budgetary support to several PSUs has been discontinued or frozen**
- **Pay scale revision not fully implemented(25% of the arrears yet to be released). 7% DA of July, 2011 yet to be released**
- **No Allowances other than HRA revised after the last Pay Commission report**

**THANK YOU**